

DURHAM REGION

**Hunger**  
**Report**

2022-2023

03.

LAND ACKNOWLEDGEMENT

05.

OVERVIEW & ABOUT FEED THE NEED IN DURHAM

06.

OUR COLLECTIVE IMPACT

07.

OUR MEMBERSHIP STRUCTURE

09.

2022/2023 NETWORK SERVICE STATISTICS

10.

WHY DEMAND IS ON THE RISE

11.

CONTACT US

# LAND ACKNOWLEDGEMENT

---

Feed the Need in Durham operates on lands that the Michi Saagiig Anishinaabeg inhabited, lived from, and cultivated for thousands of years prior to European colonization. These lands are the traditional and treaty territories of the Nations covered under the Williams Treaties, including the Mississauga's of Scugog Island First Nation, Alderville First Nation, Hiawatha First Nation, Curve Lake First Nation, and the Chippewa Nations of Georgina Island, Beausoleil and Rama.

We honour, recognize, and respect Indigenous Peoples as rights holders and stewards of the lands and waters that nourish us and on which we have the privilege to live.

In our efforts towards reconciliation, Feed the Need in Durham is committed to building and strengthening relationships with First Nations, Métis, and Inuit in Durham and is committed to learning from Indigenous values and knowledge, building opportunities for collaboration, especially in ways that will support the creation of a healthy and sustainable food system in Durham as we seek to nourish our community.



01.

ABOUT FEED THE NEED IN  
DURHAM



# OVERVIEW

---

This report summarizes the data gathered by Feed the Need in Durham's service network through the Link2Feed client intake system between April 1, 2022, to March 31, 2023. Where comparisons are made, from other periods provided.

The data provides a picture of the community's use of food security programs.

## ABOUT FEED THE NEED IN DURHAM

---

Feed the Need in Durham has served our community as a charity for over fifteen years providing emergency food distribution services to over 65 food security organizations and programs across the community. Our mission is made possible thanks to the unwavering support of our dedicated volunteers and community partners, who have helped us distribute over 2.5 million meals annually to those facing hunger. Together, we are making a significant impact in the lives of those we serve and are proud to continue serving as a beacon of hope for our community.

Feed the Need in Durham believes that all residents of Durham should have access to safe, healthy and appropriate food. It is our purpose to nourish our community by securing and distributing food throughout our network to those who need it within our community.

While doing so, we acknowledge that food insecurity is a complex problem requiring program and policy solutions that address the systemic challenges of our food system.

# OUR COLLECTIVE IMPACT

---

Feed the Need in Durham has grown to a network of 65 organizations that provide a range of food security programs, responding to the dynamic and shifting needs of the most vulnerable in our community.

Additionally, Feed the Need in Durham has added community development capacity to support member engagement and network capacity development, providing a foundation for increased distribution of food to communities across Durham.

## Since 2018, Feed the Need in Durham has...



Distributed **7,999,637** pounds of food to support those facing food insecurity.

---



Served **1,742,920** meals to individuals through emergency meal programs in our network.

---



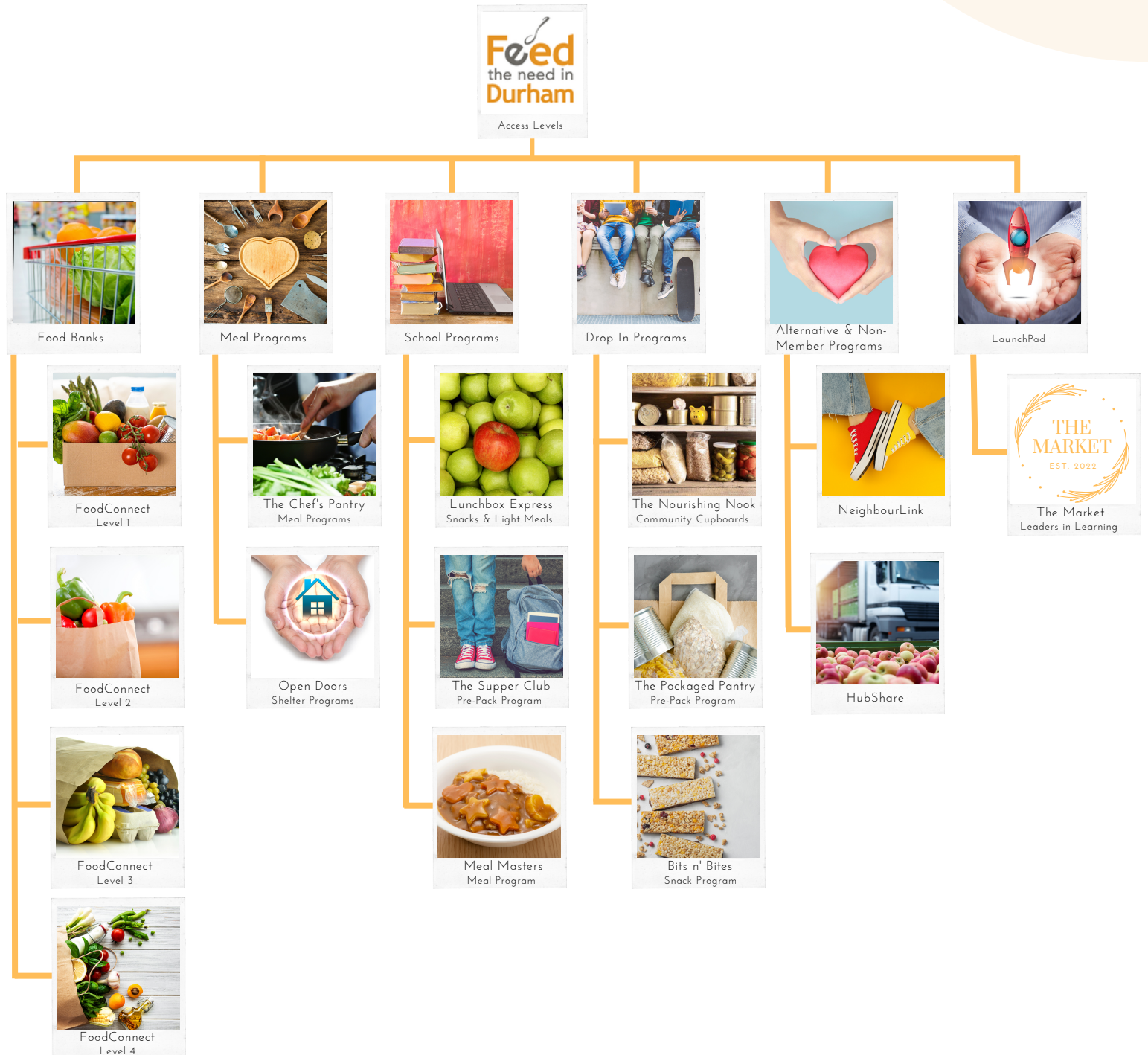
Served **64,419** clients, who have made **566,981** visits to food banks in our network.

---

# OUR MEMBERSHIP STRUCTURE

Feed the Need in Durham has an incredible membership that addresses the immediate, short and long-term needs within their communities. In 2022, these partnerships made up our ever-growing network of over 65 community service organizations including food banks, meal programs, shelters, school programs, and many others.

Member agencies have access to Feed the Need in Durham's online ordering system, where they place orders for the items they need for their community.





02.


FOOD BANK USE






# 2022/2023 NETWORK SERVICE STATISTICS

---

 **51%**  
increase in individual  
food bank visitors over  
2021/2022

From April 1, 2022, to March 31, 2023,  
35,779 individuals visited a food  
bank in our network.

---

 **53%**  
increase in individual  
food bank visitors over  
2021/2022

These individuals made 205,687 visits  
to these programs over this period.

---

2021-2022: 135,000 visits  
2020-2021: 75,000 visits

---



1 in 4 food bank users in 2022-2023  
were first-time clients.

---

Since 2020, **15,000** residents have accessed a food bank  
for the first time.

# WHY DEMAND IS ON THE RISE

---

Over the period covered by the data in this report April 2022 to March 2023, inflation remained at **historically high** levels in Canada, increasing the cost of living for individuals and families. This was especially true for food.

Between April 2022 and March 2023, overall monthly inflation averaged **6.6%**, increasing all costs for residents. Significantly, monthly food inflation averaged **9.7%** over the same period, peaking at **11.4%** in January 2023. This trend has led to a significant rise in the cost of food for residents in Durham, a fact exacerbated by the overall rise in costs.

These price increases are expected to continue, with food costs estimated to rise another **7%** over the course of 2023. These trends have placed an unprecedented burden on the food budgets of Durham households.

This has been reflected in the **96%** of food bank users in Durham indicating that the reason for their visit to the food bank in 2022/2023 was due to the rising cost of food needed to support themselves and their families. This was a significant increase over the **67%** of food bank clients who indicated the same reason the previous year.

---

Food prices expected to rise

↑ **7%**

This trend is **expected to continue** through 2023, with **food prices rising** an average of **7%** through the year.

---

# CONTACT US

## **Melanie Correia**

Senior Manager, Corporate  
Partnerships and Communications

---

### **PHONE**

905-571-3863

### **EMAIL**

melanie@ftnd.ca

### **MAILING ADDRESS**

371A Marwood Drive Oshawa,  
ON L1H 7P8

### **CHARITABLE REGISTRATION NUMBER**

#814950218RR0001



@ftndurham



feedtheneedindurham



ftnd.ca